



High & Low Infant Mortality rates in Sheffield & Rotherham Electoral Wards

2004 - 2009 Infant Mortality Rates

 9.1 - 14.2 per 1,000 live births

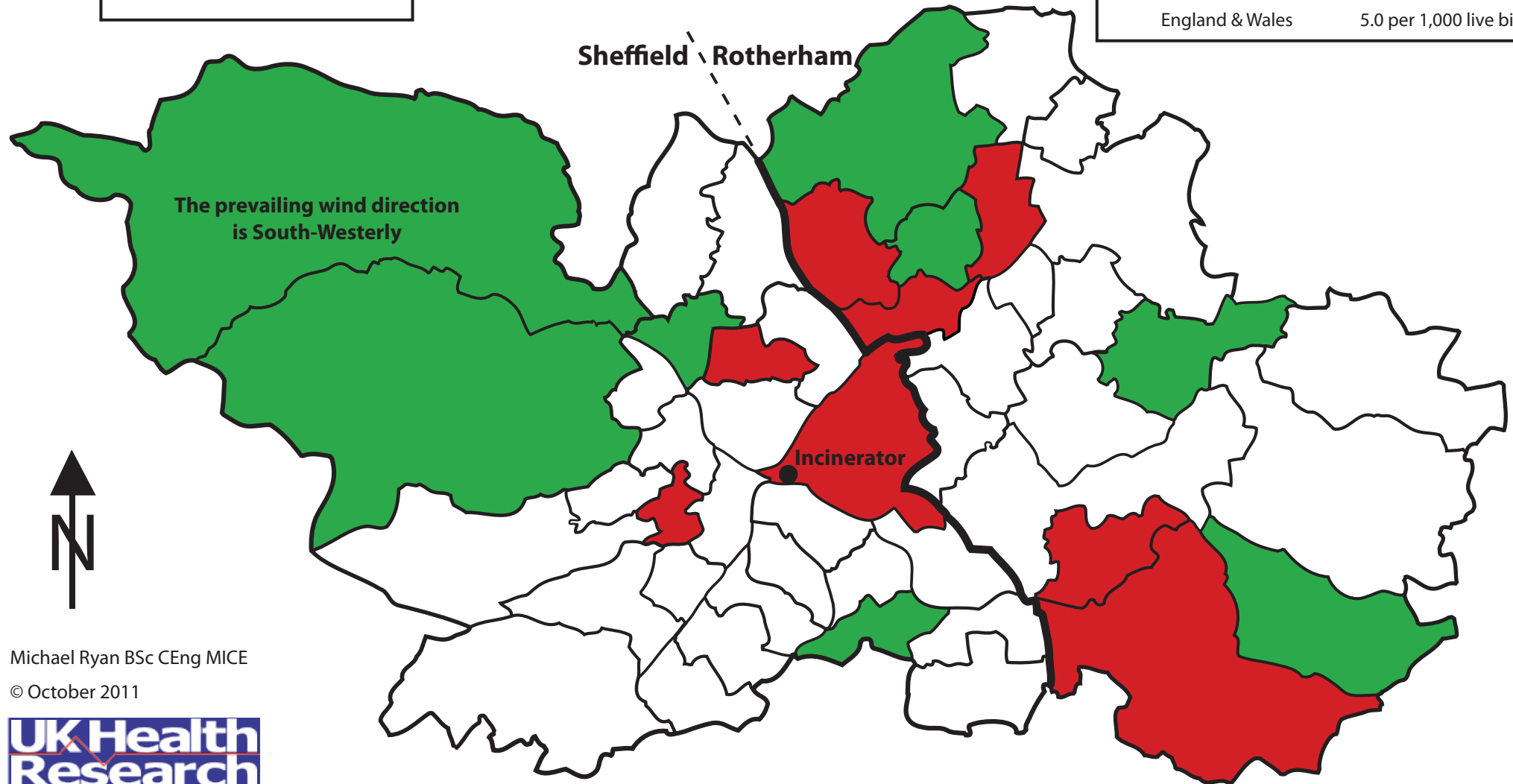
 <2.5 per 1,000 live births

All data from ONS

Wards	Live births	Infant deaths	Average Infant Mortality Rate
Red	9,216	98	10.6 per 1,000
Green	6,980	11	1.6 per 1,000

Average Infant Mortality rates 2004 - 09

Sheffield	5.5 per 1,000 live births
Rotherham	6.2 per 1,000 live births
England & Wales	5.0 per 1,000 live births



Michael Ryan BSc CEng MICE

© October 2011